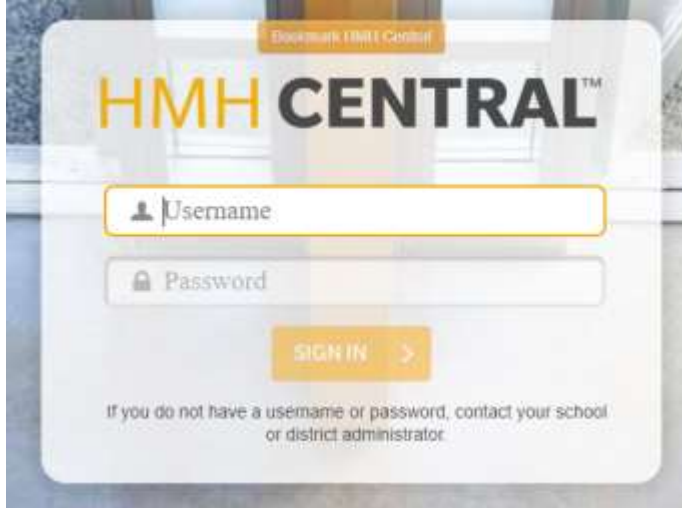


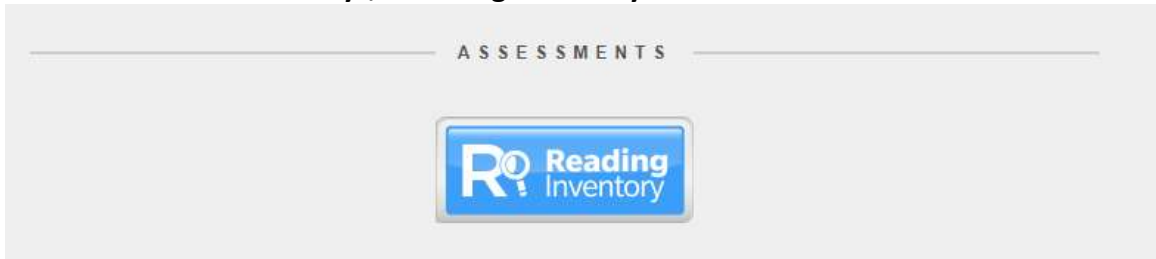
Reading Inventory (Assessment) Instructions

- 1) In Google Chrome, go to <https://h100006664.education.scholastic.com/HMHCentralGateway/>



Enter the username and password that was provided to you.

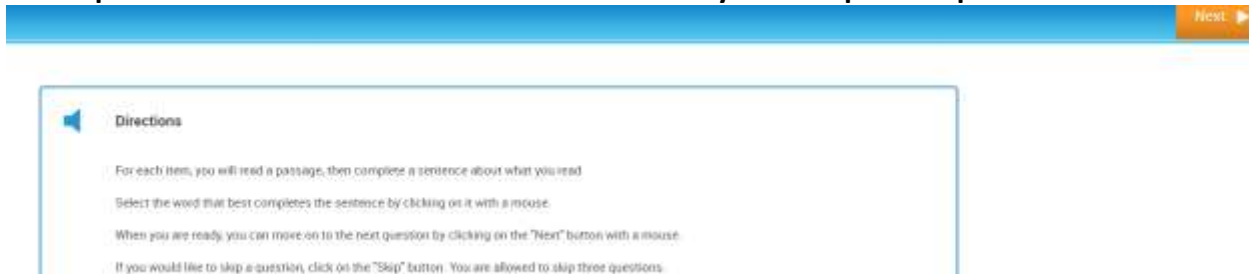
- 2) Click on the blue icon that says, “Reading Inventory”



- 3) The system will ask you to choose three types of books you like to read. After you choose, click the orange “Next” icon.



- 4) The directions will be read aloud. Once you understand the directions, click the orange “Next” icon. It is important to note that the assessment will allow you to skip three questions.



- 5) Take your time, read each question, and answer thoroughly before selecting your answer. Once the test is complete, your score will be sent to guidance for placement.